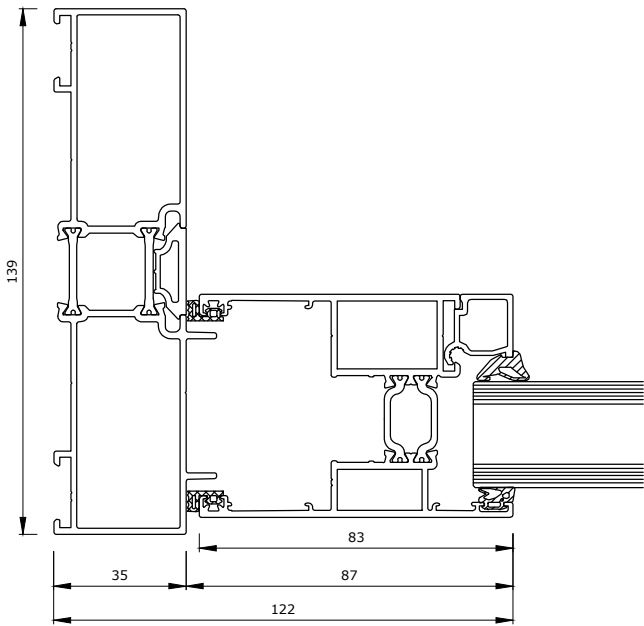
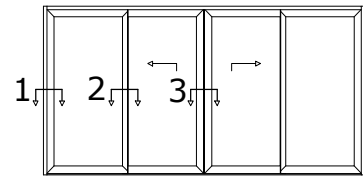
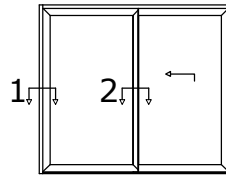
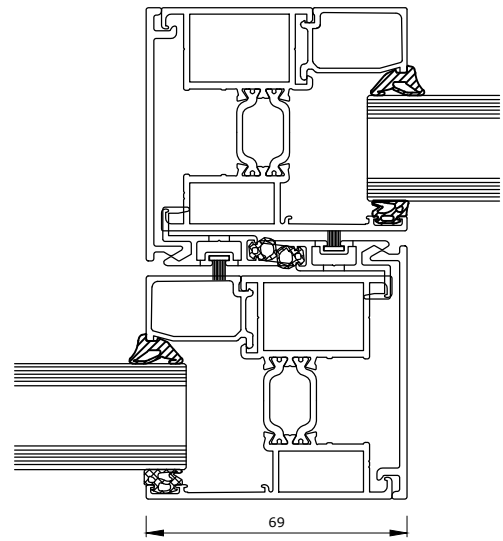


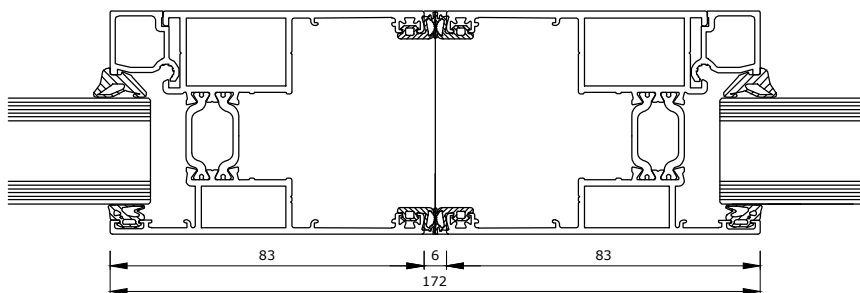
NOTE:
 The sliding doors can be of great size and therefore consideration and planning should be taken into account when ordering and taking delivery. The weight could be up to 170kg for a single component such as glass, and so adequate manpower must be allowed for on-site. Due to the potential large size of the doors, access should also be assessed to ensure transportation of the product is possible to the proposed installation site.



Section 1



Section 2
 SLIM MEETING STILE



Section 3

Scale 1:2

Title:
KUSTOMSLIDE PLUS DOUBLE TRACK HORIZONTAL SECTION WITH SLIM MEETING STILE

Revision Date:
17.11.16

Revision:
A

Drg No:
KLO-020/0423

klöeber

Advanced Glazing Solutions

info@kloeber.co.uk
 www.kloeber.co.uk

This drawing is copyright ©. No part shall be copied or otherwise reproduced without prior written permission of the company.